



ONLY ENGINEER CERTIFIED CARPORTS

Engineer Certified for 130 MPH / 40 PSF Snowload ground

MASTER CARPORTS, LLC

9089 Vineyard Rd. | Toulon, IL 61483

309.883.5410 or 309.286.2398

Fax 309.283.2399

Starting At

\$1,860.00

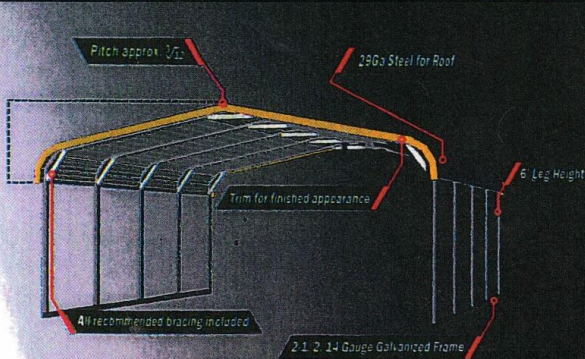
(14 Gauge) 12' W x 20' L x 6' H *Pricing Standard Roof only





STANDARD ROOF

A-FRAME VERTICAL

A-FRAME HORIZONTAL



*Standard units come with 6" overhang on each end.



Truss quantity/design may vary according to applicable building codes and standards.

14 Gauge

12x20	\$1,860	18x20	\$2,050	20x20	\$2,425	22x20	\$2,990	24x20	\$3,550	26x20	\$4,115	28x20	\$4,675	30x20	\$5,240
12x25	\$2,240	18x25	\$2,615	20x25	\$3,175	22x25	\$3,410	24x25	\$4,490	26x25	\$5,240	28x25	\$5,990	30x25	\$6,550
12x30	\$2,615	18x30	\$3,175	20x30	\$3,735	22x30	\$4,490	24x30	\$5,425	26x30	\$6,180	28x30	\$7,115	30x30	\$7,865
12x35	\$3,175	18x35	\$3,735	20x35	\$4,305	22x35	\$5,240	24x35	\$6,365	26x35	\$7,300	28x35	\$8,240	30x35	\$9,175
12x40	\$3,550	18x40	\$4,305	20x40	\$4,865	22x40	\$5,990	24x40	\$7,070	26x40	\$8,240	28x40	\$9,365	30x40	\$10,490
12x45	\$4,115	18x45	\$4,675	20x45	\$5,610	22x45	\$6,740	24x45	\$8,055	26x45	\$9,365	28x45	\$10,675	30x45	\$11,805
12x50	\$4,490	18x50	\$4,775	20x50	\$6,175	22x50	\$7,485	24x50	\$8,990	26x50	\$10,305	28x50	\$11,805	30x50	\$13,115

12 Gauge

12x20	\$2,050	18x20	\$2,425	20x20	\$2,990	22x20	\$3,550	24x20	\$4,115	26x20	\$4,675	28x20	\$5,240	30x20	\$5,800
12x25	\$2,615	18x25	\$3,175	20x25	\$3,735	22x25	\$4,490	24x25	\$5,240	26x25	\$5,990	28x25	\$6,550	30x25	\$7,300
12x30	\$3,175	18x30	\$3,735	20x30	\$4,490	22x30	\$5,425	24x30	\$6,180	26x30	\$7,115	28x30	\$7,865	30x30	\$8,800
12x35	\$3,735	18x35	\$4,305	20x35	\$5,240	22x35	\$6,340	24x35	\$7,300	26x35	\$8,240	28x35	\$9,175	30x35	\$10,305
12x40	\$4,115	18x40	\$5,050	20x40	\$5,990	22x40	\$7,115	24x40	\$8,240	26x40	\$9,365	28x40	\$10,450	30x40	\$11,620
12x45	\$4,675	18x45	\$5,610	20x45	\$6,740	22x45	\$8,055	24x45	\$9,365	26x45	\$10,675	28x45	\$11,805	30x45	\$13,115
12x50	\$5,240	18x50	\$6,180	20x50	\$7,485	22x50	\$8,990	24x50	\$10,305	26x50	\$11,805	28x50	\$13,115	30x50	\$14,615



22 ft wide and up, recommended to use 12 Gauge steel tubing for framing. Extra trusses may be required for heavy snowload. Prices subject to change without notice. Check before purchase to make sure building meets your **LOCAL** codes. **(#1)** 2-1/4" 12 Gauge, 20 year limited warranty on rust through of framing assuming normal user care & maintenance. **(#2)** Delivery & Installation included on flat leveled land (no slope). Units installed on unlevelled ground will have spacing between base rail & ground. ASCI is not responsible for any spacing being filled, or ground work being done. If extra work is needed due to ground being unlevelled more than 3", an extra charge will incur.

CERTIFIED CARPORT OPTION LIST

309.883.5410 or 309.286.2398

Roof Options

Leg Height

Closed Sides

Closed Ends

Labor Fee

Foam Closure

Both Sides

Per End

Charges

Closure

Generic Plans not offered for leg heights 13' and above.

Horizontal Unit (Doors & windows not included)

Vertical Unit (Doors & windows not included)

Connection Fee

Build Over Fees

Extra Trusses

Standard Roof Only

Welded On Brackets w/ Anchors On Concrete Only

Ground Concrete Supports

Anchors

Mobile Home

Asphalt

Concrete

Required for Ground Installation on units 11' & taller.

Width

12' - 30 Ft

21' L

26' L

31' L

36' L

41' L

46' L

51' L

Width

12' - 18 Ft

20' - 22 Ft

24' - 26 Ft

28' - 30 Ft

20' L

25' L

30' L

35' L

40' L

45' L

50' L

7 Ft.

8 Ft.

9 Ft.

10 Ft.

11 Ft.

12 Ft.

*13 Ft.

*14 Ft.

20' L

25' L

30' L

35' L

40' L

45' L

50' L

6 Ft.

7 Ft.

8 Ft.

9 Ft.

10 Ft.

11 Ft.

12 Ft.

*13 Ft.

*14 Ft.

12' Wide

18' Wide

20' Wide

22' Wide

24' Wide

26' Wide

28' Wide

30' Wide

6 Ft.

7 Ft.

8 Ft.

9 Ft.

10 Ft.

11 Ft.

12 Ft.

*13 Ft.

*14 Ft.

12' W - 18' W (Up to 13' H)

20' W - 24' W (Up to 13' H)

Up to 30' W (Up to 13' H)

Up to 30' L

Up to 50' L

20' L

25' L

30' L

35' L

40' L

45' L

50' L

20' L

25' L

30' L

35' L

40' L

45' L

50' L

20' L

25' L

30' L

35' L

40' L

45' L

50' L

20' L

25' L

30' L

35' L

40' L

45' L

50' L

20' L

25' L

30' L

35' L

40' L

45' L

50' L

20' L

25' L

30' L

35' L

40' L

45' L

50' L

20' L

25' L

30' L

35' L

40' L

45' L

50' L

20' L

25' L

30' L

35' L

40' L

45' L

50' L

20' L

25' L

30' L

35' L

40' L

45' L

50' L

20' L

25' L

30' L

35' L

40' L

45' L

50' L

20' L

25' L

30' L

35' L

40' L

45' L

50' L

20' L

25' L

30' L

35' L

40' L

45' L

50' L

20' L

25' L

30' L

35' L

40' L

45' L

50' L

20' L

25' L

30' L

35' L

40' L

45' L

50' L

20' L

25' L

30' L

35' L

40' L

45' L

50' L

20' L

25' L

30' L

35' L

40' L

45' L

50' L

20' L

25' L

30' L

35' L

40' L

45' L

50' L

20' L

25' L

30' L

35' L

40' L

45' L

50' L

20' L

25' L

30' L

35' L

40' L

45' L

50' L

20' L

25' L

30' L

35' L

40' L

45' L

50' L

20' L

25' L

30' L

35' L

40' L

45' L

50' L

20' L

25' L

30' L

35' L

40' L

45' L

50' L

20' L

25' L

30' L

35' L

40' L

45' L

50' L

20' L

25' L

30' L

35' L

40' L

45' L

50' L

20' L

25' L

30' L

35' L

40' L

45' L

50' L

20' L

25' L

30' L

35' L

40' L

45' L

50' L

20' L

25' L

30' L

35' L

40' L

45' L

50' L

20' L

25' L

30' L

35' L

40' L

45' L

50' L

20' L

25' L

30' L

35' L

40' L

45' L

50' L

20' L

25' L

30' L

35' L

40' L

45' L

50' L

20' L

25' L

30' L

35' L

40' L

45' L

50' L

20' L

25' L

30' L

35' L

40' L

45' L

50' L

20' L

25' L

30' L

35' L

40' L

45' L

50' L

20' L

25' L

30' L

35' L

40' L

45' L

50' L

20' L

25' L

30' L

35' L

40' L

45' L

50' L

20' L

25' L

30' L

35' L

40' L

45' L

50' L

20' L

25' L

30' L

35' L

40' L

45' L

50' L

20' L

25' L

30' L

35' L

40' L

45' L

50' L

20' L

25' L

30' L

35' L

40' L

45' L

50' L

20' L

25' L

30' L

35' L

40' L

45' L

50' L

20' L

25' L

30' L

35' L

40' L

45' L

50' L

20' L

25' L

30' L

35' L

40' L

45' L

50' L

20' L

25' L

30' L

35' L

40' L

45' L

50' L

20' L

25' L

30' L

35' L

40' L

45' L

50' L

20' L

25' L

30' L

35' L

40' L

45' L

50' L

20' L

25' L

30' L

35' L

40' L

45' L

50' L

20' L

25' L

30' L

35' L

40' L

45' L

50' L

20' L

25' L

30' L

35' L

40' L

45' L

50' L

20' L

25' L

30' L

35' L

40' L

45' L

50' L

20' L

25' L

30' L

35' L

40' L

45' L

50' L

20' L

25' L

30' L

35' L

40' L

45' L

50' L

20' L

25' L

30' L

35' L

40' L

45' L

50' L

20' L

25' L

30' L

35' L

40' L

45' L

50' L

20' L

25' L

30' L

35' L

40' L

45' L

50' L

20' L

25' L

30' L

35' L

40' L

45' L

50' L

20' L

25' L

30' L

35' L

40' L

45' L

50' L

20' L

25' L

30' L

35' L

40' L

45' L

50' L

20' L

25' L

30' L

35' L

40' L

45' L

50' L

20' L

25' L

30' L

35' L

40' L

45' L

50' L

20' L

25' L

30' L

35' L

40' L

45' L

50' L

20' L

25' L

30' L

35' L

40' L

45' L

50' L

20' L

25' L

30' L

35' L

40' L

45' L

50' L

20' L

25' L

30' L

35' L

40' L

45' L

50' L

20' L

25' L

30' L

35' L

40' L

45' L

50' L

20' L

25' L

30' L

35' L

40' L

45' L

50' L

20' L

25' L

30' L

35' L

40' L

45' L

50' L

20' L

25' L

30' L

35' L

40' L

45' L

50' L

20' L

25' L

30' L

35' L

40' L

45' L

50' L

20' L

25' L

30' L

35' L

40' L

45' L

50' L

20' L

25' L

30' L

35' L

40' L

45' L

50' L

20' L

25' L

30' L

35' L

40' L

45' L

50' L

20' L

25' L

30' L

35' L

40' L

45' L

50' L

20' L

25' L

30' L

35' L

40' L

45' L

50' L

20' L

25' L

30' L

35' L

40' L

45' L

50' L

20' L

25' L

30' L

35' L

40' L

45' L

50' L

20' L

25' L

30' L

35' L

40' L

45' L

50' L

20' L

25' L

30' L

35' L

40' L

45' L

50' L

20' L

25' L

30' L

35' L

40' L

45' L

50' L

20' L

25' L

30' L

35' L

40' L

45' L

50' L

20' L

25' L

30' L

35' L

40' L

45' L

50' L

20' L

25' L

30' L

35' L

40' L

45' L

50' L

20' L

25' L

30' L

35' L

40' L

45' L

50' L

20' L

25' L

30' L

35' L

40' L

45' L

50' L

20' L

25' L

30' L

35' L

40' L

45' L

50' L

20' L

25' L

30' L

35' L

40' L

45' L

50' L

20' L

25' L

30' L

35' L

40' L

45' L

50' L

20' L

25' L

30' L

35' L

40' L

45' L

50' L

20' L

25' L

30' L

35' L

40' L

45' L

50' L

20' L

25' L

30' L

35' L

40' L

45' L

50' L

20' L

25' L

30' L

35' L

40' L

45' L

50' L

20' L

25' L

30' L

35' L

40' L

45' L

50' L

20' L

25' L

30' L

35' L

40' L

45' L

50' L

20' L

25' L

30' L

35' L

40' L

45' L

50' L

20' L

25' L

30' L

35' L

40' L

45' L

50' L

20' L

25' L

30' L

35' L

40' L

45' L

50' L

20' L

25' L

30' L

35' L

40' L

45' L

50' L

20' L

25' L

30' L

35' L

40' L

45' L

50' L

20' L

25' L

30' L

35' L

40' L

45' L

50' L

20' L

25' L

30' L

35' L

40' L

45' L

50' L

20' L

25' L

30' L

35' L

40' L

45' L

50' L

20' L

25' L

30' L

35' L

40' L

45' L

50' L

20' L

25' L

30' L

35' L

40' L

45' L

50' L

20' L

25' L

30' L

35' L

40' L

45' L

50' L

20' L

25' L

30' L

35' L

40' L

45' L

50' L

20' L

25' L

30' L

35' L

40' L

45' L

50' L

20' L

25' L

30' L

35' L

40' L

45' L

50' L

20' L

25' L

30' L

35' L

40' L

45' L

50' L

20' L

25' L

30' L

35' L

40' L

45' L

50' L

20' L

25' L

30' L

35' L

40' L

45' L

50' L

20' L

\$175 trip fee will apply for additions less than \$1,860. Restrictions may apply.